


LAKE HOUSE PRINTERS & PUBLISHERS PLC

INTERIM ACCOUNTS

FOR THE 09 MONTHS ENDED 31ST DECEMBER 2023



LAKE HOUSE PRINTERS & PUBLISHERS PLC

CORPORATE INFORMATION

Legal Status

A Quoted Public Company
Registered Number - PQ 175

Board of Directors

R.S.Wijewardene (Chairman)
P.S.Wijewardene
R.C.Samarasinghe
Prof.L.R.Watawala (Independent)
D.F.R.Jayamaha (Independent)
D.R.Wijewardene

Secretary

D.P.A.N.Kumara

Auditors

KPMG
Chartered Accountants

Bankers

Bank of Ceylon, Corporate Branch.
Sampath Bank PLC, Headquarters Branch.
NDB Bank PLC, Headquarters Branch.
Commercial Bank PLC, Dharmapala Mawatha Branch.
Commercial Bank PLC, W.A.D. Ramanayake Mawatha Branch.
DFCC Bank PLC, Head Office Branch.

Registered Office

No.41, W.A.D. Ramanayake MW, Colombo, 02.

Fax

011-2449504

E - Mail

lhpp@sltnet.lk

[Http://www.lhppl.com](http://www.lhppl.com)

Telephone


0112433272-3
112332271

LAKE HOUSE PRINTERS & PUBLISHERS PLC
INCOME STATEMENT FOR THE 09 MONTHS ENDED 31ST DECEMBER 2023

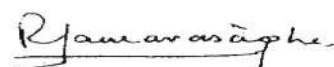
In conformity with the Colombo Stock Exchange Regulations, we give below a summary of our performance for the 9 Months ended 31st December 2023

| | Company | | | Company | | |
|---|------------------|----------|------------|--------------------|----------|------------|
| | 3 Months | Variance | 3 Months | 9 Months | Variance | 9 Months |
| | Ended | | Ended | Ended | | Ended |
| | 31.12.2023 | % | 31.12.2022 | 31.12.2023 | % | 31.12.2022 |
| Rs.'000 | | Rs.'000 | Rs.'000 | | Rs.'000 | |
| Revenue | 616,744 | 43.8 | 428,786 | 1,592,460 | 79.6 | 886,605 |
| Cost of Sales | (456,294) | 59.0 | (286,893) | (1,145,734) | 92.1 | (596,542) |
| Gross Profit | 160,450 | 13.1 | 141,892 | 446,726 | 54.0 | 290,063 |
| Other Income | 5,820 | 8.3 | 6,344 | 19,627 | 1.9 | 19,997 |
| Administration Expenses | (67,153) | 30.7 | (51,388) | (175,413) | 41.7 | (123,752) |
| Distribution Expenses | (66,199) | 100.4 | (33,036) | (146,598) | 130.8 | (63,524) |
| Other Operating Expenses | - | - | - | - | - | - |
| Results From Operating Activities | 32,917 | 48.4 | 63,812 | 144,342 | 17.6 | 122,784 |
| Finance Income | 5,100 | 136.1 | 2,160 | 13,100 | 187.3 | 4,560 |
| Finance Costs | (1,227) | 13.3 | (1,415) | (6,622) | 8.6 | (6,101) |
| Share of Profit of Associate (Net of Tax) | - | - | - | - | - | - |
| Profit Before Taxation | 36,790 | 43.0 | 64,557 | 150,820 | 24.4 | 121,244 |
| Income Tax Expenses | (14,737) | 20.6 | (18,569) | (48,946) | 53.0 | (32,000) |
| Profit For the Period | 22,053 | 52.0 | 45,988 | 101,874 | 14.2 | 89,244 |
| Other Comprehensive Income | - | - | - | - | - | - |
| Profit for The Period | 22,053 | 52.0 | 45,988 | 101,874 | 14.2 | 89,244 |
| Basic Earnings Per Ordinary Share (Rs.) | 7.51 | | 15.66 | 34.69 | | 30.39 |

THE ABOVE FIGURES ARE PROVISIONAL AND SUBJECT TO AUDIT.



Director
12/02/2024




Director
12/02/2024

LAKE HOUSE PRINTERS & PUBLISHERS PLC
INCOME STATEMENT FOR THE 09 MONTHS ENDED 31ST DECEMBER 2023

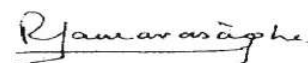
In conformity with the Colombo Stock Exchange Regulations, we give below a summary of our performance for the 9 Months ended 31st December 2023

| | GROUP | | | GROUP | | |
|---|----------------|----------|----------------|------------------|----------|----------------|
| | 3 Months | Variance | 3 Months | 9 Months | Variance | 9 Months |
| | Ended | | Ended | Ended | | Ended |
| | 31.12.2023 | % | 31.12.2022 | 31.12.2023 | % | 31.12.2022 |
| Rs.'000 | | Rs.'000 | Rs.'000 | | Rs.'000 | |
| Revenue | 616,833 | 43.8 | 428,876 | 1,592,730 | 79.6 | 886,825 |
| Cost of Sales | (456,294) | 59.0 | (286,893) | (1,145,734) | 92.1 | (596,542) |
| Gross Profit | 160,539 | 13.1 | 141,983 | 446,996 | 54.0 | 290,283 |
| Other Income | 3,320 | 58.3 | 7,959 | 19,672 | 3.6 | 20,404 |
| Administration Expenses | (67,754) | 30.7 | (51,842) | (176,770) | 41.7 | (124,790) |
| Distribution Expenses | (66,199) | 100.4 | (33,037) | (146,598) | 130.8 | (63,524) |
| Other Operating Expenses | - | - | - | - | - | - |
| Results From Operating Activities | 29,906 | 54.0 | 65,063 | 143,300 | 17.1 | 122,373 |
| Finance Income | 15,440 | 53.0 | 10,092 | 31,643 | 74.2 | 18,160 |
| Net Finance Costs | (1,227) | 13.3 | (1,416) | (6,622) | 8.5 | (6,101) |
| Share of Profit of Associate (Net of Tax) | - | - | - | - | - | - |
| Profit Before Taxation | 44,119 | 40.2 | 73,739 | 168,321 | 25.2 | 134,432 |
| Income Tax Expenses | (16,936) | 18.9 | (20,885) | (54,196) | 52.1 | (35,632) |
| Profit For the Period | 27,183 | 48.6 | 52,854 | 114,125 | 15.5 | 98,800 |
| Other Comprehensive Income | - | - | - | - | - | - |
| Profit for The Period | 27,183 | 48.6 | 52,854 | 114,125 | 15.5 | 98,800 |
| Basic Earnings Per Ordinary Share (Rs.) | 9.26 | | 18.00 | 38.86 | | 33.64 |

THE ABOVE FIGURES ARE PROVISIONAL AND SUBJECT TO AUDIT.




Director
12/02/2024



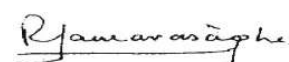
Director
12/02/2024

LAKE HOUSE PRINTERS & PUBLISHERS PLC
SUMMARISED BALANCE SHEET AS AT 31ST DECEMBER 2023

| AUDITED | | | | | |
|--------------------------------------|------------------|------------------|----------------|----------------|----------------|
| GROUP | COMPANY | GROUP | | COMPANY | |
| 31.03.2023 | 31.03.2023 | 31.12.2023 | 31.12.2022 | 31.12.2023 | 31.12.2022 |
| Rs.'000 | Rs.'000 | Rs.'000 | Rs.'000 | Rs.'000 | Rs.'000 |
| ASSETS | | | | | |
| Non Current Assets | | | | | |
| 25,965 | 25,965 | 23,794 | 27,644 | 23,794 | 27,644 |
| 348,251 | 348,251 | 348,251 | 336,458 | 348,251 | 336,458 |
| - | 2,984 | - | - | 2,984 | 2,983 |
| - | - | - | - | - | - |
| 20,037 | 20,032 | 20,037 | 17,860 | 20,032 | 17,856 |
| <u>394,253</u> | <u>397,232</u> | <u>392,082</u> | <u>381,962</u> | <u>395,061</u> | <u>384,941</u> |
| Total Non Current Assets | | | | | |
| Current Assets | | | | | |
| 258,227 | 258,227 | 192,719 | 300,186 | 192,719 | 300,186 |
| 269,628 | 261,456 | 64,404 | 80,003 | 61,665 | 78,166 |
| 27,803 | 27,713 | 31,541 | 29,935 | 31,541 | 29,815 |
| - | - | 28,500 | - | - | - |
| - | - | - | - | - | - |
| 266,121 | 147,171 | 380,501 | 198,949 | 272,874 | 78,103 |
| <u>821,779</u> | <u>694,567</u> | <u>697,665</u> | <u>609,073</u> | <u>558,799</u> | <u>486,270</u> |
| Total Current Assets | | | | | |
| <u>1,216,032</u> | <u>1,091,799</u> | <u>1,089,747</u> | <u>991,035</u> | <u>953,860</u> | <u>871,211</u> |
| TOTAL ASSETS | | | | | |
| EQUITY AND LIABILITIES | | | | | |
| Capital and Reserves | | | | | |
| 35,247 | 35,247 | 35,247 | 35,247 | 35,247 | 35,247 |
| 6,197 | 6,197 | 6,197 | 6,197 | 6,197 | 6,197 |
| 217,232 | 217,232 | 217,232 | 220,536 | 217,232 | 220,536 |
| 16,426 | 16,420 | 16,426 | 14,252 | 16,420 | 14,246 |
| 601,967 | 481,371 | 701,406 | 533,249 | 568,559 | 415,961 |
| <u>877,569</u> | <u>756,467</u> | <u>976,508</u> | <u>809,481</u> | <u>843,655</u> | <u>692,187</u> |
| <u>877,569</u> | <u>756,467</u> | <u>976,508</u> | <u>809,481</u> | <u>843,655</u> | <u>692,187</u> |
| Total Equity | | | | | |
| Non - Current Liabilities | | | | | |
| 24,956 | 24,956 | 24,956 | 4,759 | 24,956 | 4,759 |
| 14,934 | 14,934 | 15,516 | 12,585 | 15,516 | 12,585 |
| - | - | - | - | - | - |
| - | - | - | - | - | - |
| <u>39,890</u> | <u>39,890</u> | <u>40,472</u> | <u>17,344</u> | <u>40,472</u> | <u>17,344</u> |
| Total Non Current Liabilities | | | | | |
| Current Liabilities | | | | | |
| 55,000 | 55,000 | - | - | - | - |
| 208,187 | 207,948 | 55,589 | 140,011 | 55,366 | 140,011 |
| 35,401 | 32,009 | - | - | - | - |
| 485 | 485 | 16,176 | 23,740 | 13,365 | 21,210 |
| <u>299,073</u> | <u>295,442</u> | <u>1,002</u> | <u>459</u> | <u>1,002</u> | <u>459</u> |
| Total Current Liabilities | | | | | |
| <u>338,963</u> | <u>335,332</u> | <u>72,767</u> | <u>164,210</u> | <u>69,733</u> | <u>161,680</u> |
| TOTAL LIABILITIES | | | | | |
| <u>1,216,532</u> | <u>1,091,799</u> | <u>1,13,239</u> | <u>181,554</u> | <u>110,205</u> | <u>179,024</u> |
| TOTAL EQUITY AND LIABILITIES | | | | | |
| <u>298.80</u> | <u>257.56</u> | <u>1,089,747</u> | <u>991,035</u> | <u>953,860</u> | <u>871,211</u> |
| Net Assets Per Share (Rs.) | | | | | |
| | | 332.48 | 275.61 | 287.25 | 235.68 |



Director
12/02/2024



Director
12/02/2024

LAKE HOUSE PRINTERS & PUBLISHERS PLC

STATEMENT OF CHANGES IN EQUITY

FOR 9 MONTHS ENDED 31ST DECEMBER 2023

| GROUP | STATED | CAPITAL | REVALUATION | AVAILABLE FOR | RETAINED | TOTAL |
|---|----------------|-----------------|--------------------|----------------------|-----------------|----------------|
| | CAPITAL | RESERVES | RESERVE | SALE RESERVE | EARNINGS | |
| | Rs.'000 | Rs.'000 | Rs.'000 | Rs.'000 | Rs.'000 | Rs.'000 |
| Balance as at 1st April, 2022 | 35,247 | 6,197 | 220,536 | 14,252 | 440,323 | 716,555 |
| Net Profit for the Period | - | - | - | - | 98,800 | 98,800 |
| Other Comprehensive Income | - | - | - | - | - | - |
| <i>Transaction with Equity Holders</i> | | | | | | |
| <i>Contribution by and Distribution to Equity Holders</i> | | | | | | |
| Dividend Paid | | | | | (5,874) | (5,874) |
| Balance as at 31st December 2022 | 35,247 | 6,197 | 220,536 | 14,252 | 533,249 | 809,481 |
| Balance as at 1st April, 2023 | 35,247 | 6,197 | 217,232 | 16,426 | 601,967 | 877,069 |
| Net Profit for the Period | | | | | 114,125 | 114,125 |
| Other Comprehensive Income | | | | | | |
| <i>Transaction with Equity Holders</i> | | | | | | |
| <i>Contribution by and Distribution to Equity Holders</i> | | | | | | |
| Dividend Paid | | | | | (14,686) | (14,686) |
| Balance as at 31st December 2023 | 35,247 | 6,197 | 217,232 | 16,426 | 701,406 | 976,508 |
| COMPANY | STATED | CAPITAL | REVALUATION | AVAILABLE FOR | RETAINED | TOTAL |
| | CAPITAL | RESERVES | RESERVE | SALE RESERVE | EARNINGS | |
| | Rs.'000 | Rs.'000 | Rs.'000 | Rs.'000 | Rs.'000 | Rs.'000 |
| Balance as at 1st April, 2022 | 35,247 | 6,197 | 220,536 | 14,246 | 332,591 | 608,817 |
| Net Profit for the Period | - | - | - | - | 89,244 | 89,244 |
| Other Comprehensive Income | | | | | | |
| <i>Transaction with Equity Holders</i> | | | | | | |
| <i>Contribution by and Distribution to Equity Holders</i> | | | | | | |
| Dividend Paid | - | - | - | - | (5,874) | (5,874) |
| Balance as at 31st December 2022 | 35,247 | 6,197 | 220,536 | 14,246 | 415,961 | 692,187 |
| Balance as at 1st April, 2023 | 35,247 | 6,197 | 217,232 | 16,420 | 481,371 | 756,467 |
| Net Profit for the Period | | | | | 101,874 | 101,874 |
| Other Comprehensive Income | | | | | | |
| <i>Transaction with Equity Holders</i> | | | | | | |
| <i>Contribution by and Distribution to Equity Holders</i> | | | | | | |
| Dividend Paid | - | - | - | - | (14,686) | (14,686) |
| Balance as at 31st December 2023 | 35,247 | 6,197 | 217,232 | 16,420 | 568,559 | 843,655 |

STATED CAPITAL

| | GROUP | | COMPANY | |
|---------------------------|---------------|------------|---------------|------------|
| | 31.12.2023 | 31.12.2022 | 31.12.2023 | 31.12.2022 |
| | Rs.'000 | Rs.'000 | Rs.'000 | Rs.'000 |
| 2,937,245 Ordinary Shares | 35,247 | 35,247 | 35,247 | 35,247 |

LAKE HOUSE PRINTERS & PUBLISHERS PLC

CASH FLOW STATEMENT

FOR 09 MONTHS ENDED 31ST DECEMBER 2023

| | GROUP | | COMPANY | |
|--|-----------------|----------------|-----------------|----------------|
| | 31.12.2023 | 31.12.2022 | 31.12.2023 | 31.12.2022 |
| | Rs.'000 | Rs.'000 | Rs.'000 | Rs.'000 |
| CASH FLOWS FROM OPERATING ACTIVITIES | | | | |
| Profit/(Loss) before Tax | 168,321 | 134,432 | 150,820 | 121,244 |
| Adjustments for: | | | | |
| Dividend Income | - | - | - | - |
| Profit on Disposal of Property, Plant & Equipment | - | - | - | - |
| Profit on Sale of Shares | - | - | - | (1,478) |
| Provision for Retiring Gratuity | 3,890 | 915 | 3,890 | 915 |
| Depreciation | 6,570 | 6,730 | 6,570 | 6,730 |
| Interest income | (31,643) | (18,160) | (13,100) | (4,560) |
| Interest Expense | 6,622 | 6,101 | 6,622 | 6,101 |
| Operating Profit Before Working Capital Changes | 153,760 | 130,018 | 154,802 | 128,952 |
| (Increase)/Decrease in Inventories | 65,508 | (186,050) | 65,508 | (186,050) |
| (Increase)/Decrease in Trade & Other Receivables | 205,224 | (9,647) | 199,791 | (12,252) |
| (Increase)/Decrease in Dues from Related Companies | (3,738) | (2,599) | (3,828) | (2,524) |
| Increase/(Decrease) in Trade & Other Creditors | (152,598) | 103,285 | (152,582) | 103,285 |
| Increase/(Decrease) in Dues to Related Companies | - | - | - | - |
| Cash Generated from Operations | 268,156 | 35,007 | 263,691 | 31,411 |
| Interest Paid | (6,622) | (6,101) | (6,622) | (6,101) |
| Gratuity Paid | (3,308) | (1,095) | (3,308) | (1,095) |
| Taxation Paid | (73,421) | (17,645) | (67,590) | (16,603) |
| Net Cash Flow Generated from Operating Activities | 184,805 | 10,166 | 186,171 | 7,612 |
| CASH FLOWS FROM INVESTING ACTIVITIES | | | | |
| Purchase of Property, Plant & Equipment | (4,399) | (1,210) | (4,399) | (1,210) |
| Proceeds from Sale of Property, Plant & Equipment | - | - | - | - |
| Interest Received | 31,643 | 18,160 | 13,100 | 4,560 |
| Dividend Paid | (14,686) | (5,874) | (14,686) | (5,874) |
| Dividend Received | - | - | - | - |
| Purchase of Shares/Proceeds on Sale of Shares | - | 5,145 | - | 5,145 |
| Investments in Treasury Bills | - | - | - | - |
| Net Cash Flow Generated from Investing Activities | 12,558 | 16,221 | (5,985) | 2,621 |
| CASH FLOWS FROM FINANCING ACTIVITIES | | | | |
| TR Loans Obtained | 102,567 | 54,132 | 102,567 | 54,132 |
| TR Loans Repayments | (157,567) | (54,132) | (157,567) | (54,132) |
| Lease Rentals Paid | - | (484) | - | (484) |
| Loan to Related Parties | (28,500) | - | - | - |
| Net Cash Flow used in Financing Activities | (83,500) | (484) | (55,000) | (484) |
| Net Increase in Cash & Cash Equivalents | 113,863 | 25,903 | 125,186 | 9,749 |
| Cash & Cash Equivalents at 1st April | 265,636 | 172,587 | 146,686 | 67,895 |
| Cash & Cash Equivalents at 31 December | 379,499 | 198,490 | 271,872 | 77,644 |

LAKE HOUSE PRINTERS & PUBLISHERS PLC
INVESTOR INFORMATION

| | GROUP | | COMPANY | |
|--|------------|------------|------------|------------|
| | 31.12.2023 | 31.12.2022 | 31.12.2023 | 31.12.2022 |
| | Rs.'000 | Rs.'000 | Rs.'000 | Rs.'000 |
| Net Assets Value Per Share Rs. | 332.48 | 275.61 | 287.25 | 235.68 |
| Earnings / (Loss) Per Ordinary Share (Rs.) | 38.86 | 33.64 | 34.69 | 30.39 |
| Market Value Per Share(Rs.) | - | - | 166.00 | 184.00 |
| Highest price per share for the period (Rs.) | - | - | 223.00 | 240.00 |
| Lowest price per share for the period (Rs.) | - | - | 150.00 | 158.00 |
| Number Of Shares | - | - | 2,937,245 | 2,937,245 |

Public Holding

The company complies with the minimum public holding requirement under Table 1 Option 5 (as per the CSE Directive of 17th November 2017), as at 31st December 2023.

| | |
|--------------------------|---------|
| - Number of Shareholders | 672 |
| - No,of Shares | 765,434 |
| - As a Percentage | 26.06% |

It is not a requirement under Option 5 of Table 1 to disclose the Float Adjusted Market Capitalization of the Company. However, for purposes of information, the Float Adjusted Market Capitalization of the Company as at 31st december 2023 was Rs.142.7Mn.

NOTES TO THE ACCOUNTS

1 Segmental Reporting

| | Security Printing | Security Cards | Atlas | Others | Plantations | Group |
|--------------------------------|-------------------|----------------|---------|---------|-------------|-----------|
| | Rs.'000 | Rs.'000 | Rs.'000 | Rs.'000 | Rs.'000 | Rs.'000 |
| Revenue | 298,721 | 1,278,391 | 15,348 | - | 270 | 1,592,730 |
| Other Operating Income | - | - | - | - | 18,588 | 20,998 |
| Profit from Operations | - | - | - | - | - | 143,300 |
| Finance Cost | - | - | - | - | - | (6,622) |
| Profit Before Tax | - | - | - | - | - | 150,820 |
| Income Tax Expenses | - | - | - | - | - | (48,946) |
| Profit for the Period | - | - | - | - | - | 101,874 |
| Assets | | | | | | |
| Segment Assets | 195,292 | 67,048 | 4,575 | 315,674 | 138,870 | 721,459 |
| Investment Property | - | - | - | - | - | 348,251 |
| Investments in Associates | - | - | - | - | - | - |
| Other Investments | - | - | - | 20,037 | - | 20,037 |
| Total Assets | 195,292 | 67,048 | 4,575 | 335,711 | 138,870 | 1,089,747 |
| Liabilities | | | | | | |
| Deferred Taxation | - | - | - | - | - | 24,956 |
| Segment Liabilities | 2,682 | 11,083 | - | 58,899 | 3,034 | 75,698 |
| Interest Bearing Borrowings | - | - | - | - | - | - |
| Retirement Benefit Obligations | - | - | - | - | - | 12,585 |
| Total Liabilities | 2,682 | 11,083 | - | 58,899 | 3,034 | 113,239 |

2 The figures are provisional and unaudited.

3 The Accounting policies and methods of computation are consistent with those followed during the previous financial year.

4 There have not been any significant changes in the nature of the contingent liabilities, which were disclosed in the Annual Report for the year ended, 31st March 2023, nor events subsequent to the end of the reporting period that require disclosure.

5 Any Change in Fair Value of Investment Property and Available for Sale Investment as at 31st December 2023 are not incorporated in the Accounts.

6 The Accounts are prepared in compliance with SLFRS and CSE listing rules to the best of our knowledge subject to note 05 above.

7 Unquoted Investments

| | 31.12.2023 | | | 31.12.2022 | | |
|---|------------|--------------|---------|------------|--------------|---------|
| | Holding | No of Shares | Cost | Holding | No of Shares | Cost |
| | % | 000, | Rs.'000 | % | 000, | Rs.'000 |
| L.H Plantations (Pvt) Ltd (Nominal Value Rs.10.00 per share) | 100 | 1990 | 2,983 | 100 | 1990 | 2,983 |

LAKE HOUSE PRINTERS & PUBLISHERS PLC
INVESTOR INFORMATION

TOP TWENTY SHARE HOLDERS
AS AT 31ST DECEMBER 2023

| | <u>NAME</u> | <u>NO. OF SHARES</u> | <u>%</u> |
|----|--|----------------------|----------|
| 1 | Mr. R.S.Wijewardene | 1,052,087 | 35.82% |
| 2 | Mr. D.R.Wijewardene | 962,612 | 32.77% |
| 3 | MR.D.N.Wijewardene | 161,721 | 5.51% |
| 4 | Mr.P.S.Wijewardene | 108,282 | 3.69% |
| 5 | Mr.A.I.Goonerathne | 94,046 | 3.20% |
| 6 | Mrs.A.I.Wijesundere | 59,049 | 2.01% |
| 7 | Mrs.R.N.Wijewardene | 48,830 | 1.66% |
| 8 | Mr.Ranil Wickremasinghe | 38,964 | 1.33% |
| 9 | Mrs.I.N.Wijewardene | 37,425 | 1.27% |
| 10 | Mr.N.W.W.Welgama | 32,584 | 1.11% |
| 11 | Mr.R.N.Wickremasinghe | 30,238 | 1.03% |
| 12 | Mr.K.A.Weerathunge | 29,730 | 1.01% |
| 13 | Estate of Late Mr.P.Sivali Wijewardene | 28,630 | 0.97% |
| 14 | Mr.N.D.P.Hettiarachchi | 21,090 | 0.72% |
| 15 | Mr.A.L.Goonerathne | 20,000 | 0.68% |
| 16 | Mr., Mrs & Miss. Hettiarachchi | 18,429 | 0.63% |
| 17 | Miss.R.M.Wijewardane | 18,111 | 0.62% |
| 18 | Ms.V.S.Wijewardene | 14,038 | 0.48% |
| 19 | Mr.A.R.Wijewardene | 11,722 | 0.40% |
| 20 | E CHANNELLING PLC | 10,697 | 0.36% |
| | | 2,798,285 | 95.27% |

DIRECTORS SHARE HOLDING AS AT 31ST DECEMBER 2023

| | <u>NAME</u> | <u>NO. OF SHARES</u> | <u>%</u> |
|--|---------------------|----------------------|----------|
| | Mr. R.S.Wijewardene | 1,052,087 | 35.82% |
| | Mr. D.R.Wijewardene | 962,612 | 32.77% |
| | Mr.P.S.Wijewardene | 108,282 | 3.69% |
| | Mr.R.C.Samarasinghe | NIL | NIL |
| | Prof.L.R.Watawala | NIL | NIL |
| | Mr.D.F.R.Jayamaha | NIL | NIL |